

AMPLEGEST PRICING POWER

31 January 2025

INVESTMENT OBJECTIVE

The investment objective of the Fund is to outperform the Solactive GBS CW DM US & Eurozone EUR Index NTR (SCWUEZEN) (the "Benchmark Index") over a long-term horizon by exploiting investment opportunities on the equity markets. The Benchmark Index is a broad liquid equity index (approximately 800 stocks) based on a custom weighting (50% US and 50% Eurozone). The Fund is actively managed, the equity exposure may significantly deviate from the components of the Benchmark Index. The fund is article 8 of SFDR.

Equities composing the Portfolio will be selected by a proprietary methodology designed by the Investment Manager, relying on both financial and best-in-universe extra-financial analyses that rank the instruments of the Investment Universe based on a combination of ESG (Environmental, Social, Governance) criteria. The methodology will also take into account the intensity of companies' greenhouse gas emissions. Equities of the Investment Universe will be ranked using MSCI ESG rating methodology which identifies ESG material risks and opportunities for each industry through a quantitative model. The selection of equities composing the portfolio is achieved by excluding at least 20% of the stocks comprising the investment universe with the lowest rating. More than 90% of the equities composing the Portfolio do benefit from an ESG rating. The Portfolio will be rebalanced monthly respecting the methodology. However, the Management Company may decide to rebalance the Portfolio at any time at its discretion (the "Rebalancing Date"). The exposure of the Fund to the US and Eurozone equity markets through the Portfolio may vary between 0% and 150% on a weekly basis at least. As a result, the exposure may drift between such adjustments.

The Fund distributes a fixed dividend of EUR 5 per fund unit per year, divided into 12 identical monthly payments.

PERFORMANCE SINCE INCEPTION

DUE TO MIFID II REGULATION, FUND PERFORMANCES ARE NOT DISPLAYED IN THIS DOCUMENT.

Performance	MTD	YTD	3 Months	6 Months	1 Year	3 Years	Since Launch
AMPLEGEST PRICING POWER TRANSATLANTIC Class I	-	-	-	-	-	-	-
Solactive GBS CM US & Eurozone EUR Index TR	4.38%	4.38%	10.10%	11.50%	-	-	14.48%

PAST PERFORMANCE DOES NOT REFLECT FUTURE PERFORMANCE

The performance of AMPLEGEST PRICING POWER TRANSATLANTIC above is the NAV of Class I plus dividend, to be consistent with the Solactive index, which is being shown as 'dividends reinvested'.

5 best performing	Allocation	Perf. MTD*	Perf. YTD*	Contr. MTD	Contr. YTD
MONCLER SPA	1.03%	20.30%	20.30%	0.10%	0.10%
BRUNELLO CUCINELLI SPA	0.90%	17.88%	17.88%	0.06%	0.06%
HERMES INTERNATIONAL	5.37%	17.72%	17.72%	0.40%	0.40%
DASSAULT SYSTEMES SE	1.19%	13.96%	13.96%	0.03%	0.03%
SAFRAN SA	2.92%	13.70%	13.70%	0.28%	0.28%

*Performances are calculated in portfolio currency

5 worst performing	Allocation	Perf. MTD*	Perf. YTD*	Contr. MTD	Contr. YTD
NVIDIA CORP	2.17%	-12.36%	-12.36%	-0.47%	-0.47%
BROADCOM INC	1.48%	-8.46%	-8.46%	-0.03%	-0.03%
APPLE INC	2.64%	-7.66%	-7.66%	-0.11%	-0.11%
BE SEMICONDUCTOR INDUSTRIES	0.98%	-6.70%	-6.70%	-0.13%	-0.13%
SERVICENOW INC	1.17%	-5.82%	-5.82%	-0.11%	-0.11%

*Performances are calculated in portfolio currency

CHARACTERISTICS

Legal structure

SICAV

Class

I

Currency

EUR

Inception date of the share class

26th March 2024

Dividend

Distribution

Management company

SG 29 HAUSSMANN
(Groupe SOCIETE GENERALE)

Custodian

SOCIETE GENERALE LUXEMBOURG

ISIN

LU2744488813

Minimum deposit

EUR 1000

Minimum followup deposit

-

Issue fee/Exit fee

Up to 5% / Up to 1%

Management fee

0,93%

Performance fee

-

Liquidity

Daily

KEY FACTS

Fund net asset value (M EUR)

10.42 Mio. EUR

Performance annualized*

-

Leverage

1.02

All performances are calculated on the basis of official net asset values net of fees.

*Since inception

RISK INDICATORS

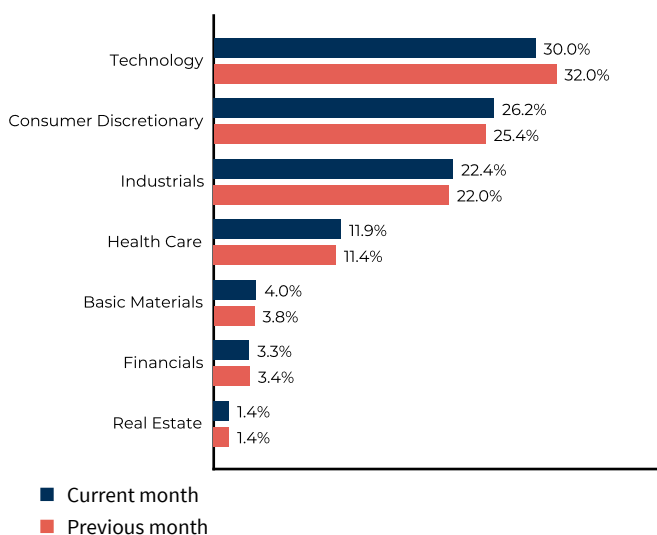
	Since inception Class*
Volatility	15.36%
Sharpe Ratio	0.48
Maximum Drawdown	-11.40%
Beta	1.29

*Since inception

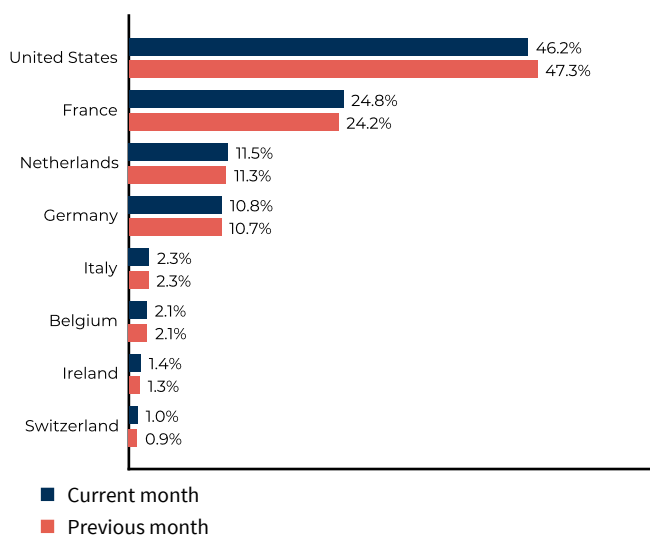
MONTHLY PERFORMANCES OF THE FUND

DUE TO MIFID II REGULATION, FUND PERFORMANCES ARE NOT DISPLAYED IN THIS DOCUMENT.

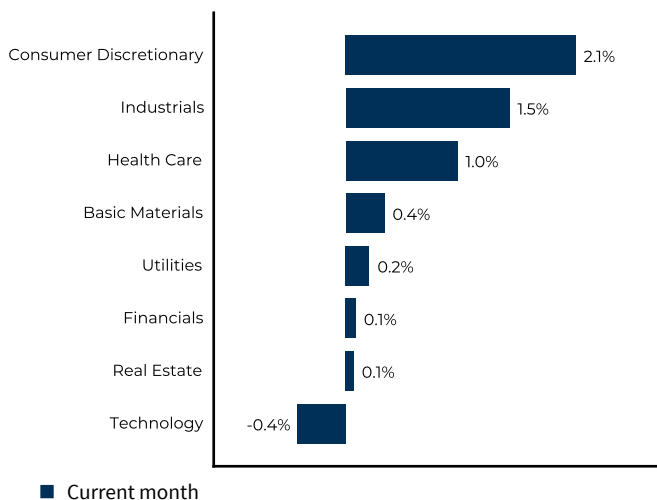
SECTOR ALLOCATION



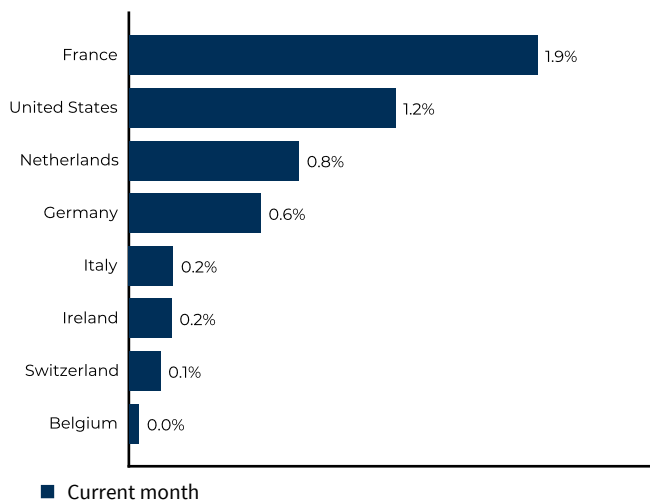
GEOGRAPHIC ALLOCATION



MONTHLY CONTRIBUTIONS PER SECTOR



MONTHLY CONTRIBUTIONS PER REGION



MONTHLY COMMENT

In terms of economic dynamics, in the United States, the GDP ended the year with a 2.3% Q/Q annualized growth, resulting in a 2.8% growth for the year. The disinflation trend continued, with core inflation ending the year at 2.5%. In this context, the Fed kept its benchmark interest rates steady at 4.25%-4.50%, with a communication that remained cautious in the face of the significant uncertainties introduced by the new policies of the Trump administration.

In Europe, the growth remains weak, at 1.1% in 2024, with significant differences between core economies and peripheral economies. Inflation continued to slow down, with core inflation in France and Italy already below the ECB's 2% target and on a compatible trajectory for other economies. The ECB thus reduced the deposit facility interest rate to 2.75% and communicated that it should continue the rate-cutting cycle.

The stock markets recorded a very strong performance in January. In the United States, the S&P 500 increased by 2.7%, balanced between Growth and Value styles. However, the end of the month was marked by significant volatility in technology stocks, particularly those related to artificial intelligence, following the announcement by the Chinese company Deepseek of a cheaper LLM than its American competitors. In Europe, the stock markets saw a very significant increase, with a 6.3% rise for the STOXX 600, 9.2% for the DAX, and 7.7% for the CAC 40 during the month of January. This performance reflects the prospect of rate cuts, positive earnings surprises in certain sectors such as luxury, and a catch-up compared to the lag in 2024.

DISCLAIMER

This document has been prepared for informational purposes only and has no contractual value. It is not intended to provide investment advice or any other investment service and does not constitute an offer, or a solicitation of an offer, to buy or sell any financial instrument or service. It does not constitute legal, accounting or tax advice. The information presented in this document is based on market data at a given moment and may change without prior notice. Past performances do not guarantee future results. Before any subscription of the product referred to in this document, the investor must read all the information contained in the regulatory documentation of the product, available on request from his advisor and SG 29 Haussmann and available, if applicable, on the SG 29 Haussmann website <https://sg29haussmann.societegenerale.fr/en/>. In particular, we invite you to take note of the risk factors specific to the product. This product may be subject to restrictions with regard to certain persons or in certain countries under national regulations applicable to said persons or in said countries. You should ensure that you are authorized to subscribe to this product. The potential investor must also ensure that the product is compatible with its financial situation, investment objectives, knowledge and experience in financial instruments, its degree of acceptance of the risk and its ability to bear the risk losses. SG 29 HAUSSMANN may not be held responsible for transactions effected on the basis of this document's content. This document has been issued by SG 29 HAUSSMANN. It may not be communicated and may not be reproduced in whole or in part, to a third party (except your own adviser subject to confidentiality obligation) without SG 29 HAUSSMANN's prior written consent. SG 29 Haussmann., a portfolio management company approved by the French Financial Markets Authority under number GP 06000029, S.A.S with a capital of € 2,000,000, headquartered in PARIS, 29 Boulevard Haussmann, registered in the Paris Trade and Companies Register under number B 450 777 008. Further details are available on the SG 29 Haussmann website: <https://sg29haussmann.societegenerale.fr/en/>.